



2026 ECONOMIC OUTLOOK

Joey Dunn
Deputy City Manager





CITY COUNCIL



**PAUL
TORRES**
SMD 1

**RAY
ARRINGTON**
SMD 2

**JARED
SALVATO**
SMD 3

**BOBBY
GUTIERREZ**
MAYOR

**JAMES
EDGE**
SMD 4/MAYOR
PRO TEM

**MARCA
EWERS-
SHURTLEFF**
SMD 5

**KEVIN
BORISKIE**
At-Large



COUNCIL APPOINTEES



Andrew Nelson

City Manager



Melissa Brunner

City Secretary



Thomas Leeper

City Attorney



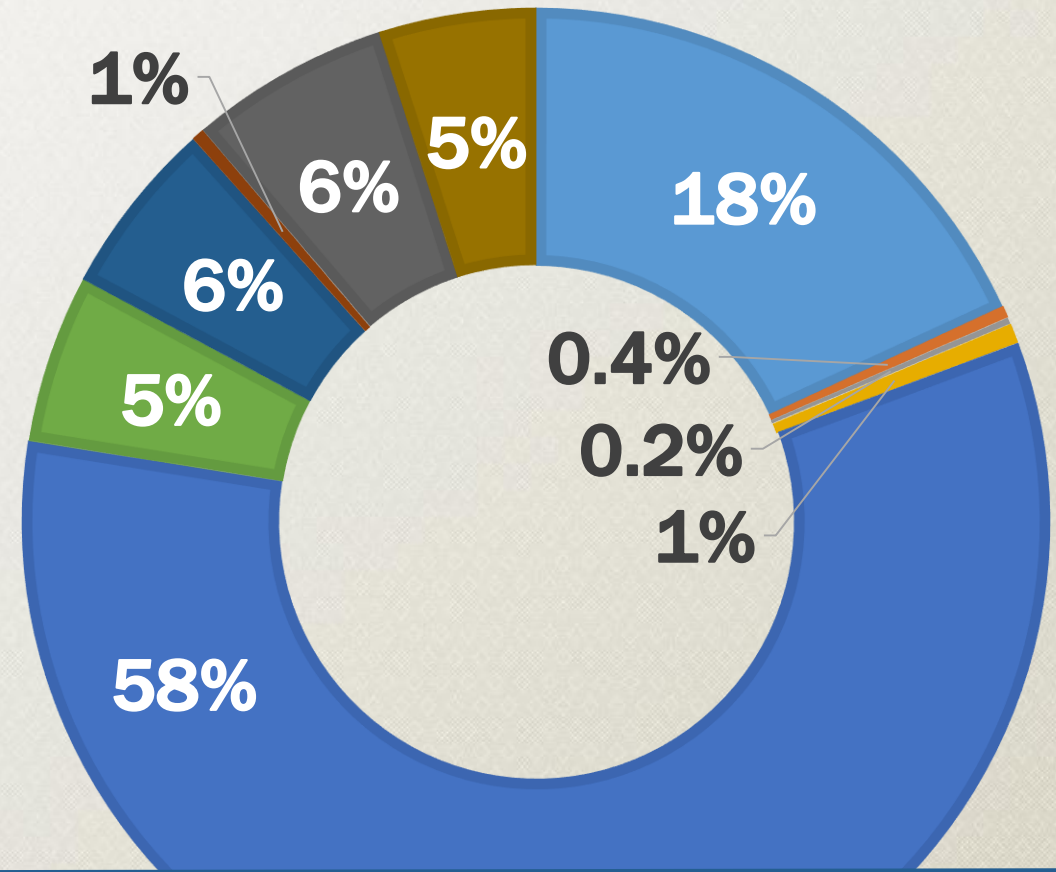
Tiffany Thomas

Municipal Court Judge



FY2026 BUDGETED REVENUES BY CATEGORY

- Taxes \$99.8M
- Franchise Fees \$2.0M
- Licenses and Permits \$1M
- Grants/Shared Revenue \$3.8M
- Charges for Services - BTU \$306.9M
- Charges for Services - Water/WW \$28.7M
- Charges for Services - Other \$31.5M
- Fines \$2.1M
- Investment Earnings \$34.9M
- ROW/Transfers In \$31.8M

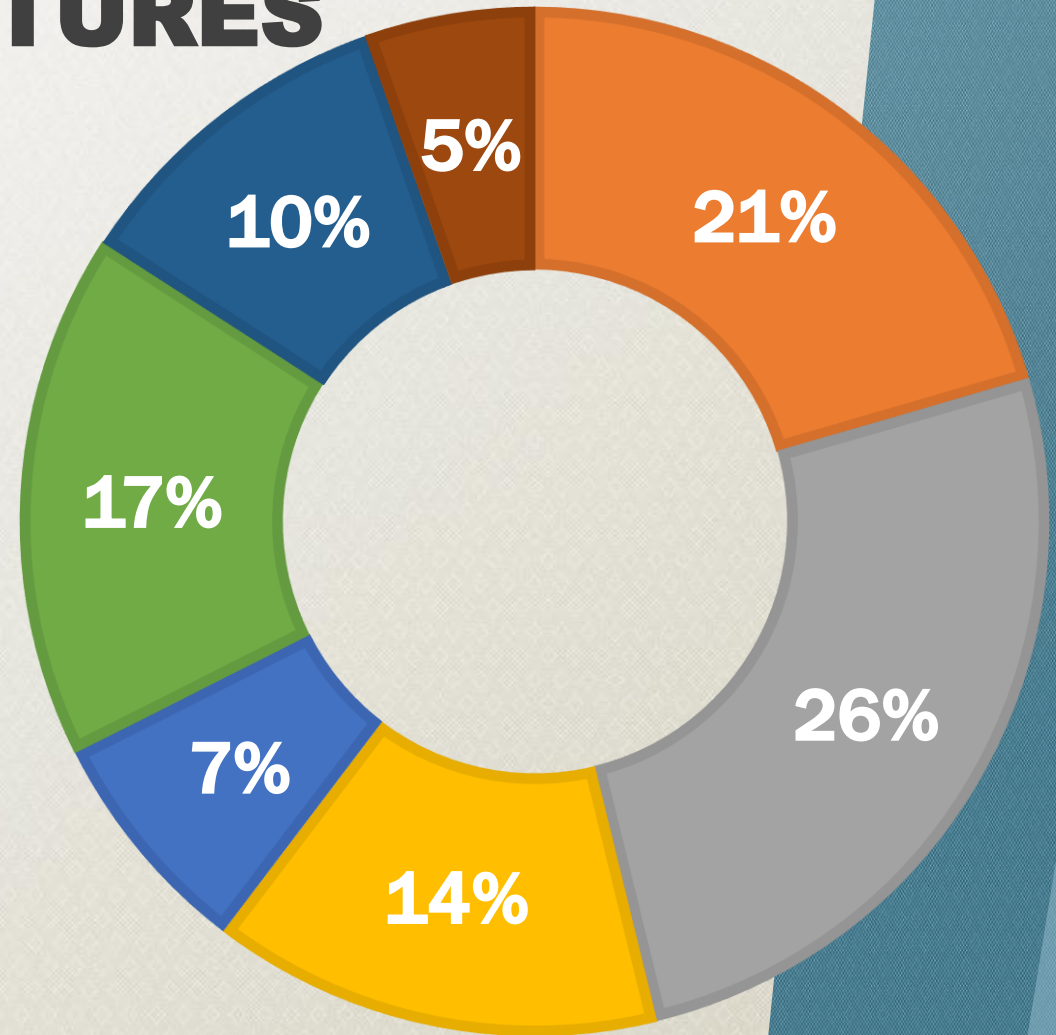


Total \$ 542.7M



FY2026 BUDGETED EXPENDITURES

- Supplies \$143.8M
- Salaries and Benefits \$114.8M
- Capital Outlay 78M
- Maintenance and Services \$73.9M
- Debt Services \$55.9M
- Misc. \$48.1M
- Transfers Out \$33.1M



Total \$ 548.6M



Net Property Tax Values FY2022 – FY2026

FY2026

\$11.1B

FY2025

\$10.0B

FY2024

\$9.4B

FY2023

\$7.9B

FY2022

\$6.9B

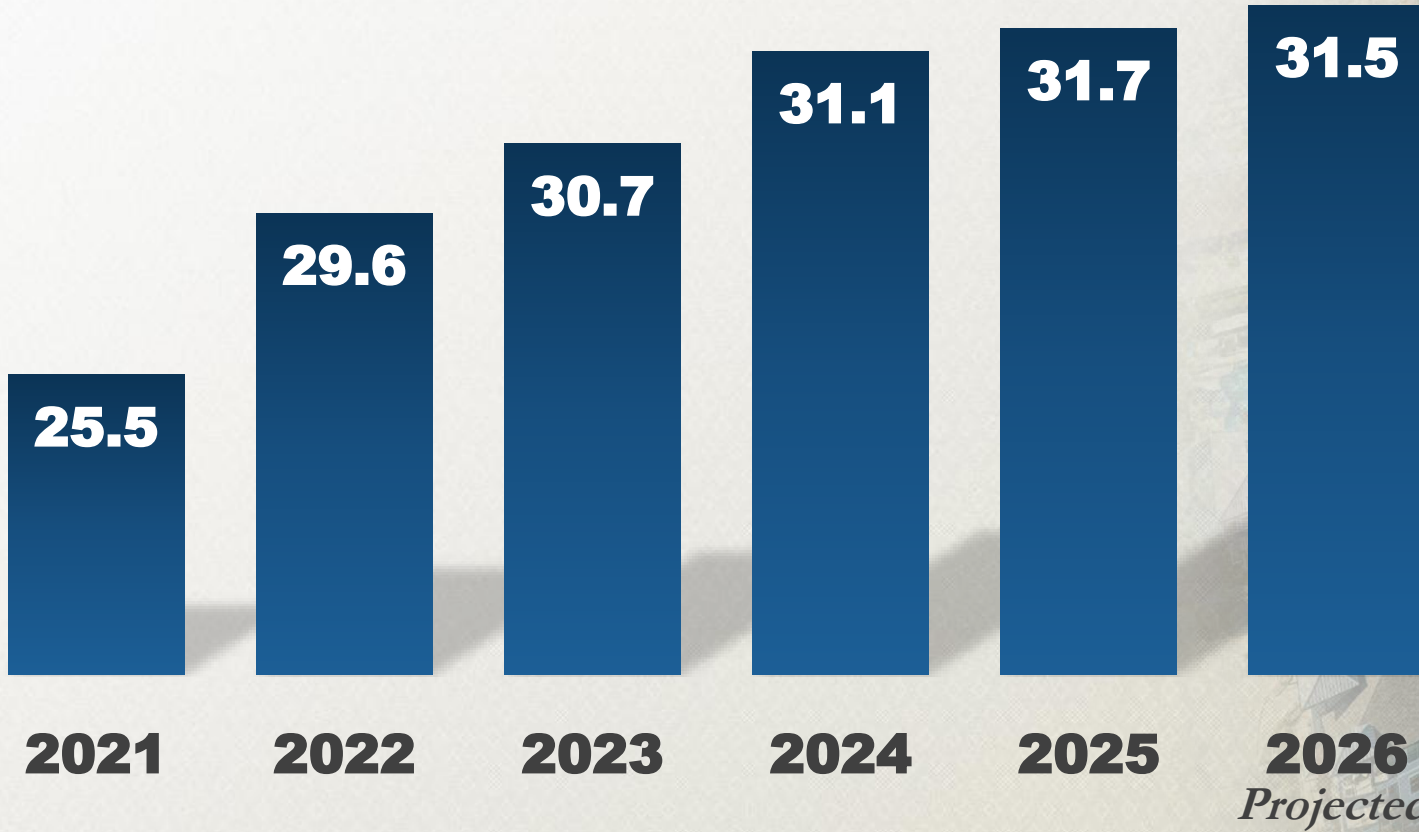


**20
26**



FY2021 - FY2026 Sales Tax Revenues

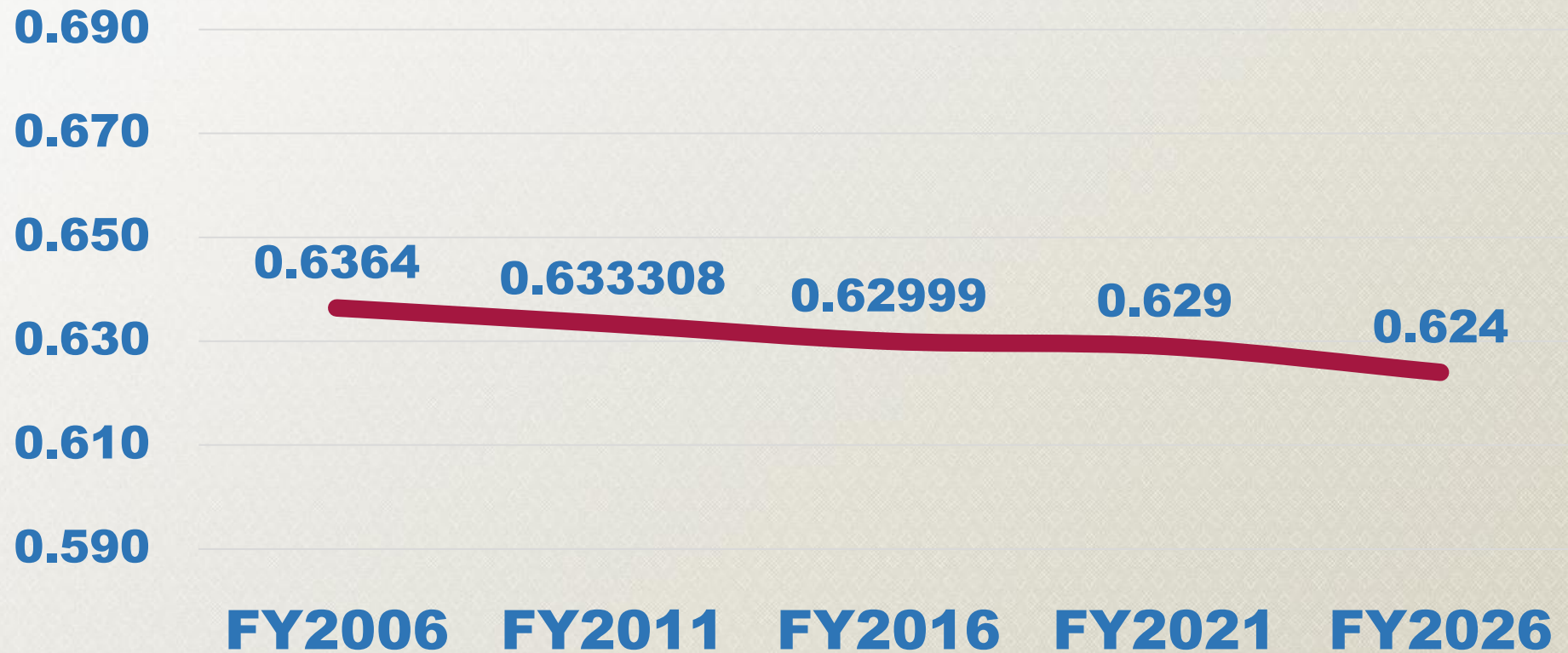
Millions



20
26

FY2006 - FY2026 Property Tax Rate

(Cents per \$100 valuation)



FY2021 - FY2026 Hotel/Motel Tax Revenue



2026
Projected

2.9

2025

2.8

2024

2.7

2023

2.3

2022

2.1

2021

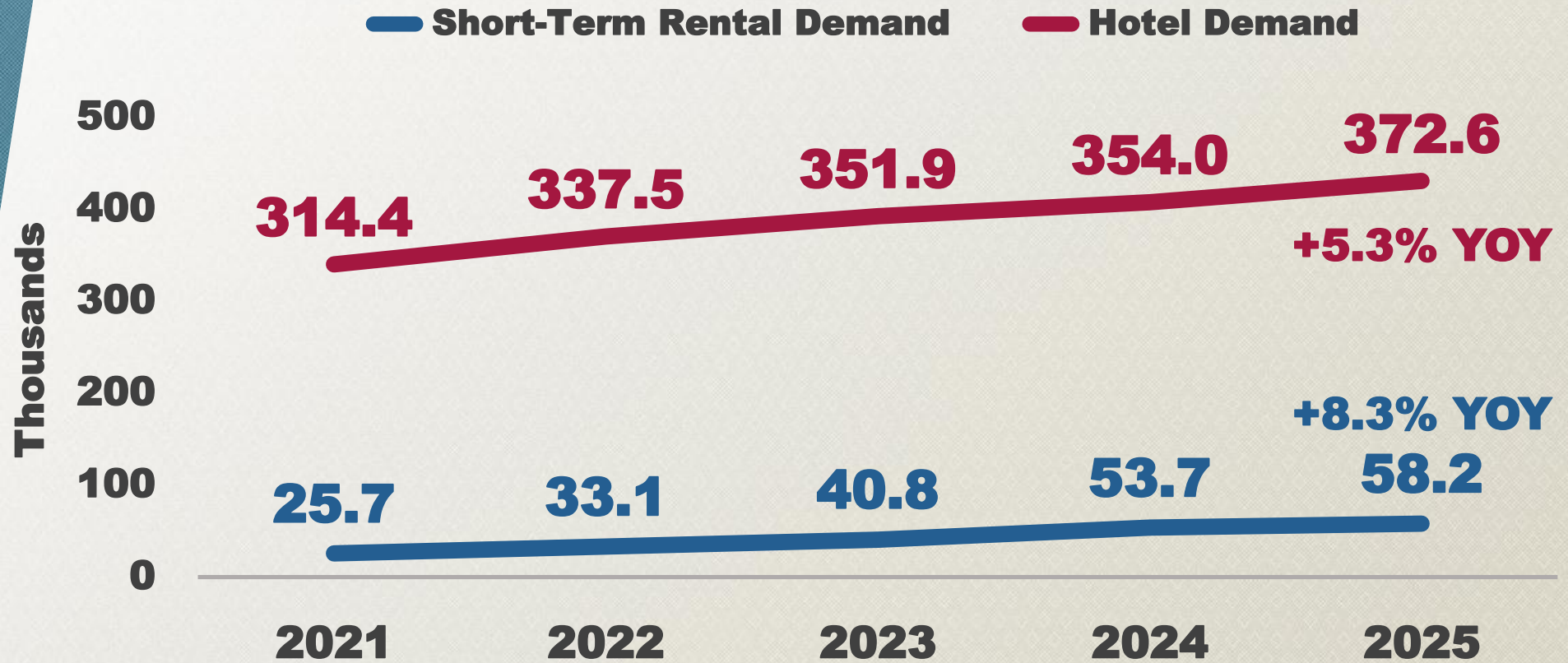
1.3

Millions

**20
26**

FY2021 - FY2025

Hotel & Short-Term Rental Demand





PUBLIC SAFETY



Sworn Personnel **158**

37 Other FTE

Police Stations: **1**

Police Full-time Equivalent: **195**

Calls for Service: **65,145**



168 Sworn Personnel

Other FTE **5**

Fire Stations: **5**

Fire Full-time Equivalent: **173**

Calls for Service: **26,179**



BTU's administration and customer service operations moved into their new home on February 10, 2025.

- Over 39,000 sq ft of space
- Energy-efficient design
- 4 electric vehicle charging parking spaces
- On-site generator for backup power



Predictable Permitting – 3-DAY TURNAROUND



Single Family (new, attached and detached) – **728**

Single Family Value - \$171.3M



Multi-Family – **431**

Multi-Family Value - \$63M

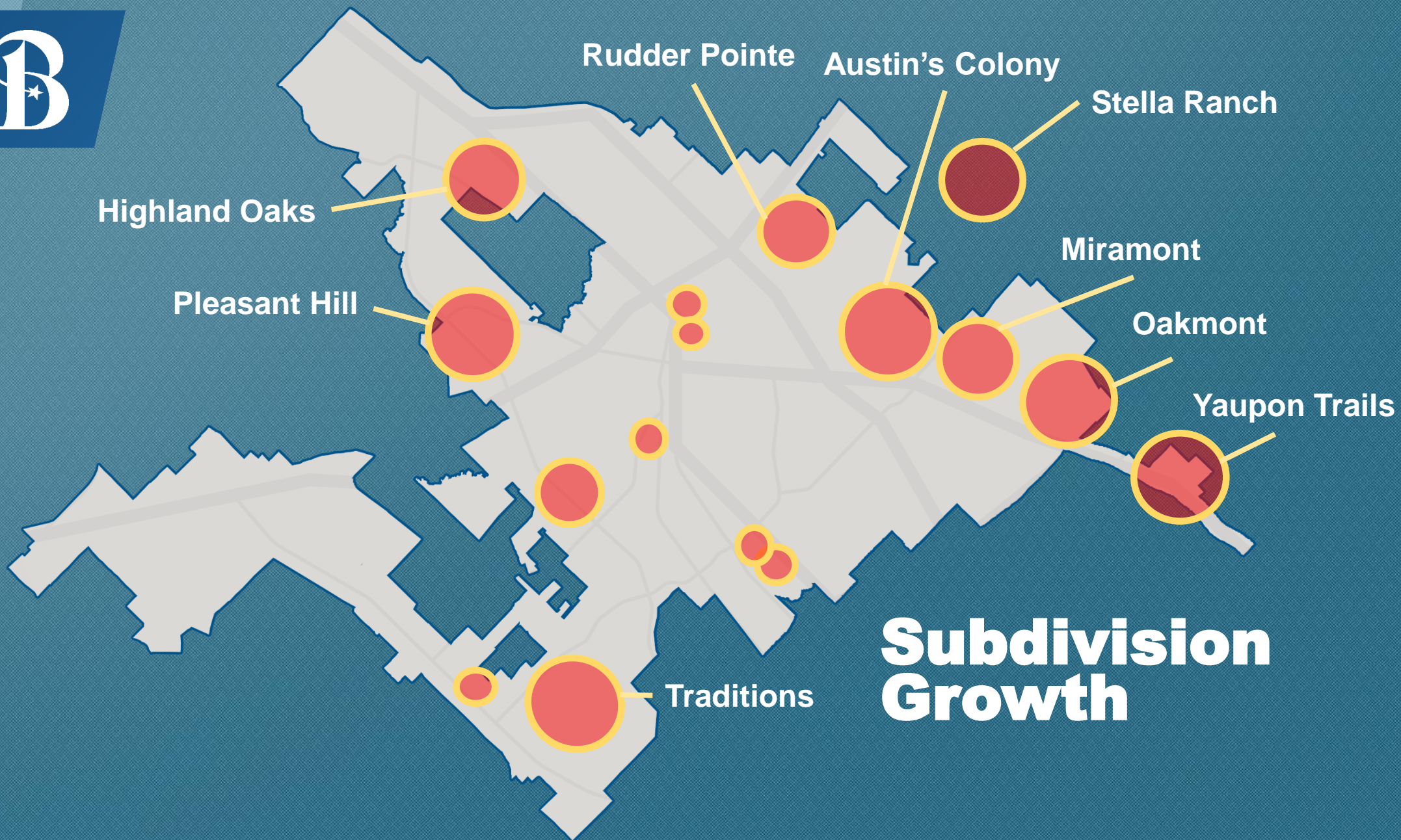


Commercial (New) – **104** (Addn/Remodel) – **209**

Commercial Value - \$111M



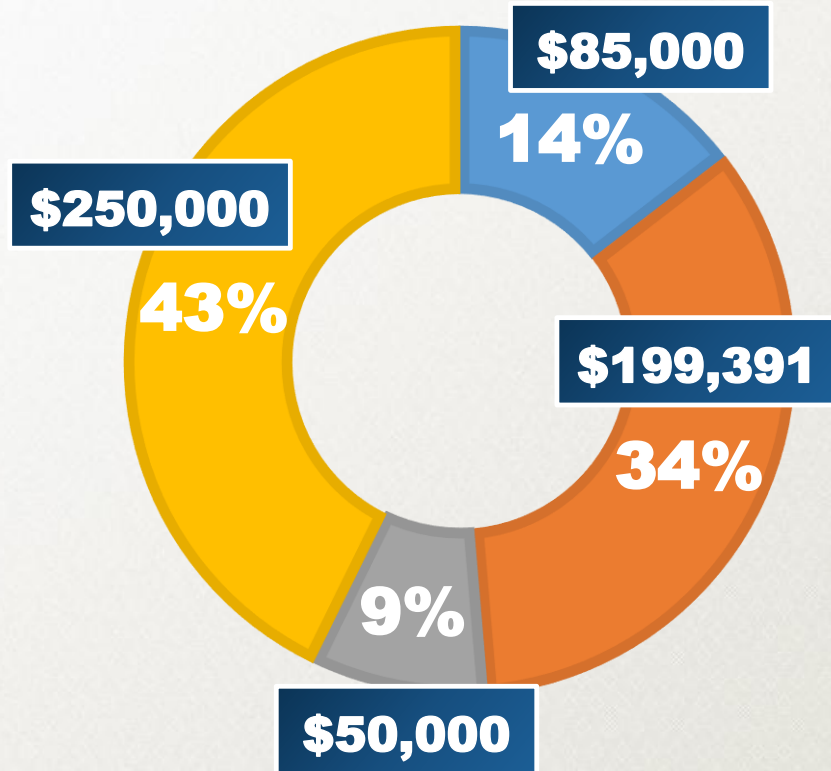
Building Inspectors conducted
18,888 inspections.



Subdivision Growth



FY25 DEVELOPMENT GRANT PROGRAMS



- Downtown Improvement Program
- Corridor Beautification Program
- Life Safety Grant
- Arts & Culture





MIDTOWN PARK

**COMING SOON
SIGNATURE
PLAYGROUND**



**20
26**



LEGENDS EVENT CENTER



- **32** tourism events, including **7** new
- **29,400** room nights, including **10,400** new
- **\$33.1** million in total economic impact
- **118,000** attendees, including **29,600** new
- **13,200** jobs supported
- **\$674,000** local taxes generated, including **\$239,000** new

**20
26**





**TRAVIS
FIELDS**



**20
26**



DOWNTOWN BRYAN



20
26



TRADITIONS & LAKE WALK



20
26



TEXAS TRIANGLE PARK



20
26



BRYAN TECHNOLOGY & INNOVATION PARK



20
26



RELLIS



**20
26**



CAPITAL IMPROVEMENT PROJECTS

PAST

FY 2021-2025 CIP Expenditures **\$164M**

FUTURE

FY 2026-2030 CIP Expenditures **\$168M**

Fiscal Year	CIP Total Per Year
2026	\$79M
2027	\$8M
2028	\$39M
2029	\$7M
2030	\$35M

bryantx.gov/capital-improvement-projects

20
26





Key Priorities

2026
**ECONOMIC
OUTLOOK**



Key Priorities

2026
**ECONOMIC
OUTLOOK**

- **Stable Growth**
- **New Development**
- **Redevelopment**
- **Tourism**
- **New Industry**
- **Predictable Permitting**
- **Infrastructure**
- **Public Safety**
- **Sustained Partnerships**



THANK YOU

Joey Dunn

Deputy City Manager, Community Services



bryantx.gov